/ Descriptions

WR0553 ṂṂ Ŀ SQS Æ Ṁ ч s ‖ ㄱ Silicon PNP transistor in a TO-220 Plastic Package.

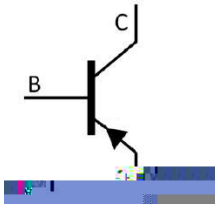
/ Features

лъ WLS64 Йӌ ´
Complement to TIP31.

/ Applications

ѓ̂̃ ʌ ı ' ㅓ ớ Ầ ԋ ѽ ᶻ
Medium power linear switching applications.

/ Equivalent Circuit



/ Pinning



PIN1 χ Base PIN 2 χ Collector PIN 3 χ Emitter

/ h_{FE} Classifications & Marking

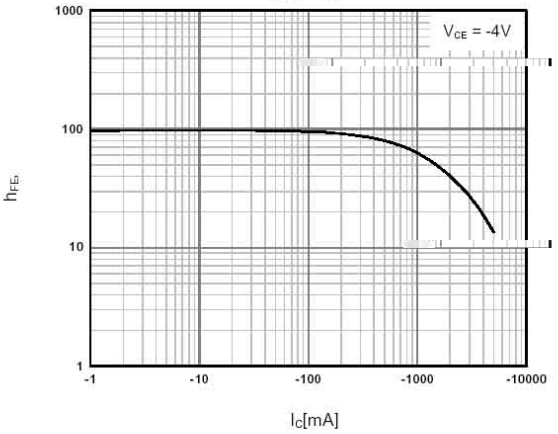
ծ м ㄱ ب ˝ See Marking Instructions.

v ̈Ω Parameter	ϒ N Symbol	̈Ω Ö Rating				D Ђ Unit
		TIP32	TIP32A	TIP32B	TIP32C	
Collector to Base Voltage	V_{CBO}	-40	-60	-80	-100	V
Collector to Emitter Voltage	V_{CEO}	-40	-60	-80	-100	V
Emitter to Base Voltage	V_{EBO}	-5.0				V
Collector Current-Continuous	I_C	-3.0				A
Peak Collector Current	I_{CP}	-5.0				A
Base Current - Continuous	I_B	-3.0				A
Collector Power Dissipation	P_C	2.0				W
Collector Power Dissipation	P_C (Tc=25)	40				W
Junction Temperature	T_j	150				
Storage Temperature Range	T_{sag}	-55 150				

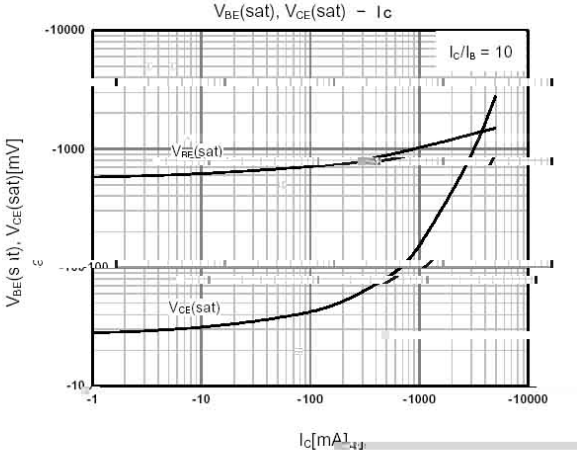
v ̈Ω Parameter	ϒ N Symbol	Ш ; ˆ Ţ Test Conditions	ώ ṇ Ö Min	Ɛ ʒ Ö Typ	ώ ᶻ Ö Max	D Ђ Unit

/ Electrical Characteristic Curve

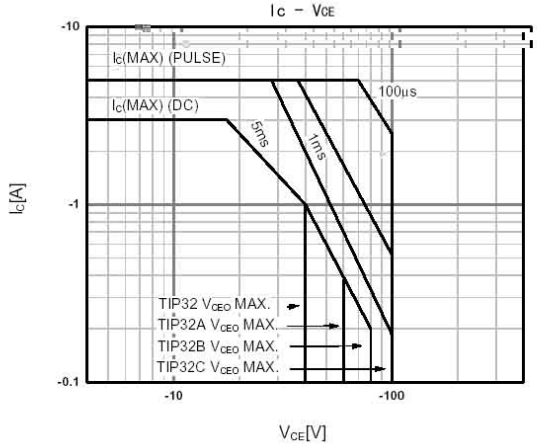
hFE – Ic



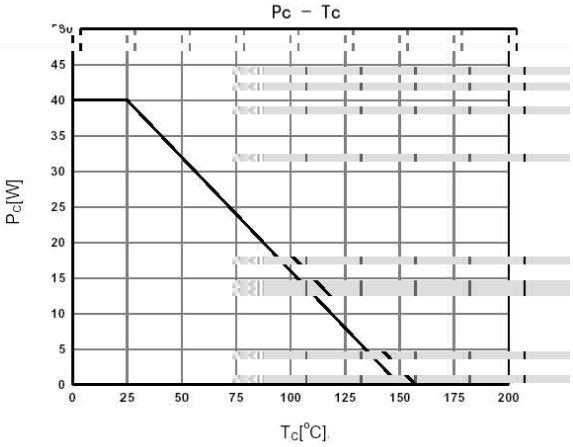
V_{BE}(sat), V_{CE}(sat) – Ic




Ic – V_{CE}



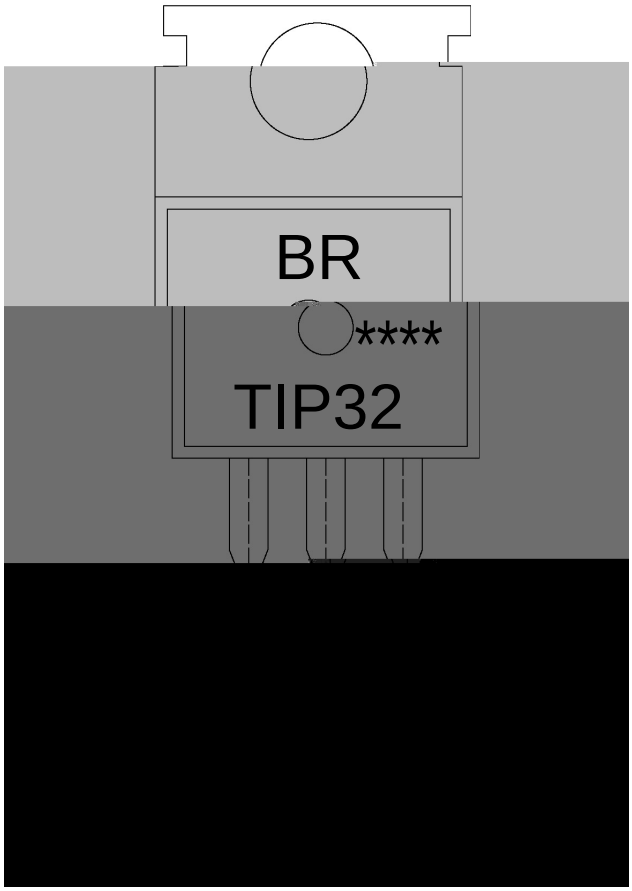
Pc – Tc



/ Package Dimensions



/ Marking Instructions



ِ ّ χ	
EU χ	ѫ ϛ и ҧ
WLS65 χ	ѫ ғ β ʒ ɴ
---- χ	ѫ ı ғ ѝ ɴ ҧ ı ɕ ı ғ ѝ ɴ Ψ ҏ

Note:

BR:	Company Code
TIP32:	Product Type.
****:	Lot No. Code, code change with Lot No.