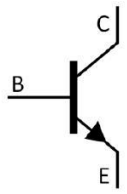

WR0553 ṂṂÞ QSQ ÆṀ ч s ‖ ㄱ Silicon NPN transistor in a TO-220 Plastic Package.

лъ WLS65 Йį ´
Complement to TIP32.

₹ ₳ I ' ㇔ ό Ầ Ћ ѽ ᶻ
Medium power linear switching applications.

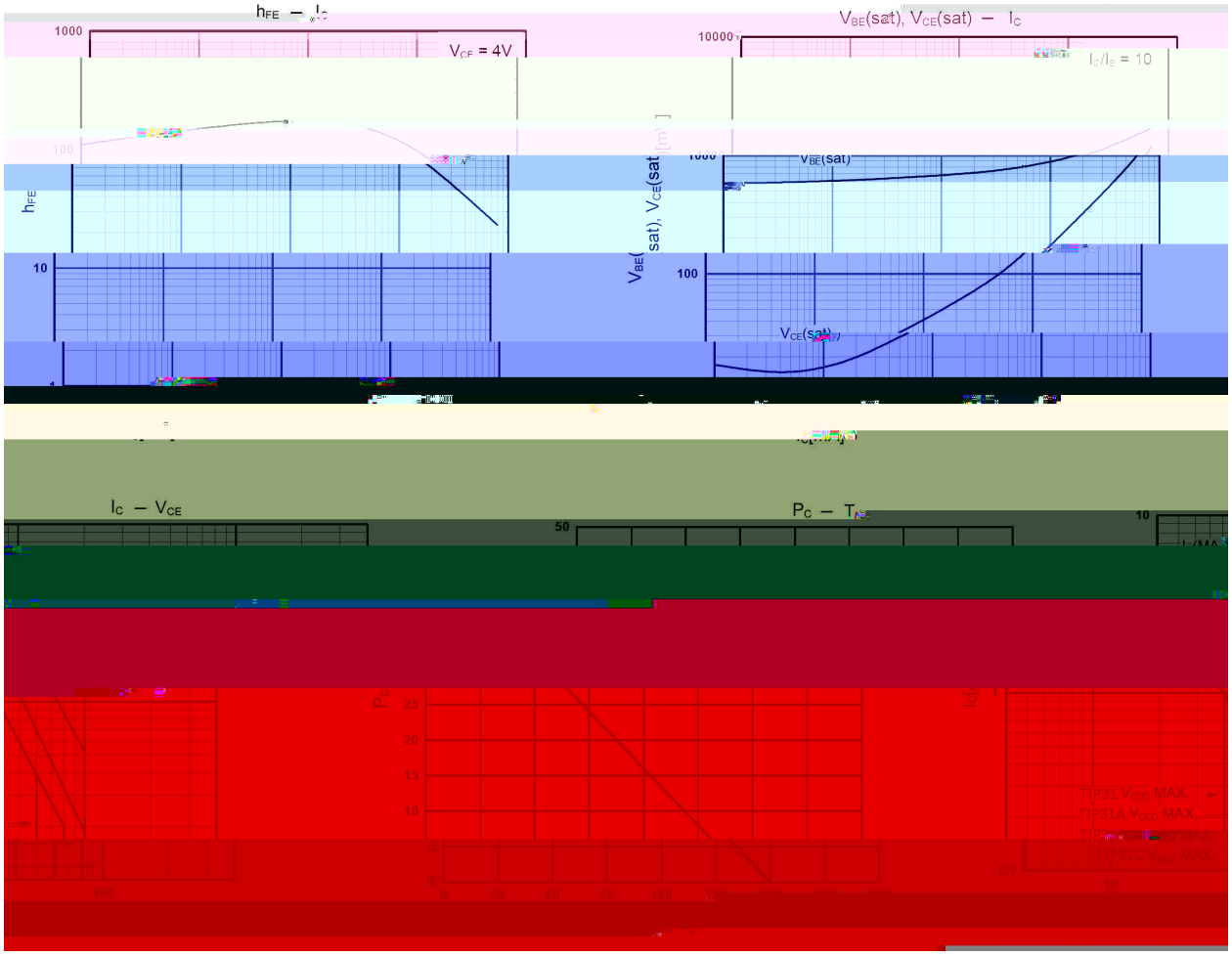


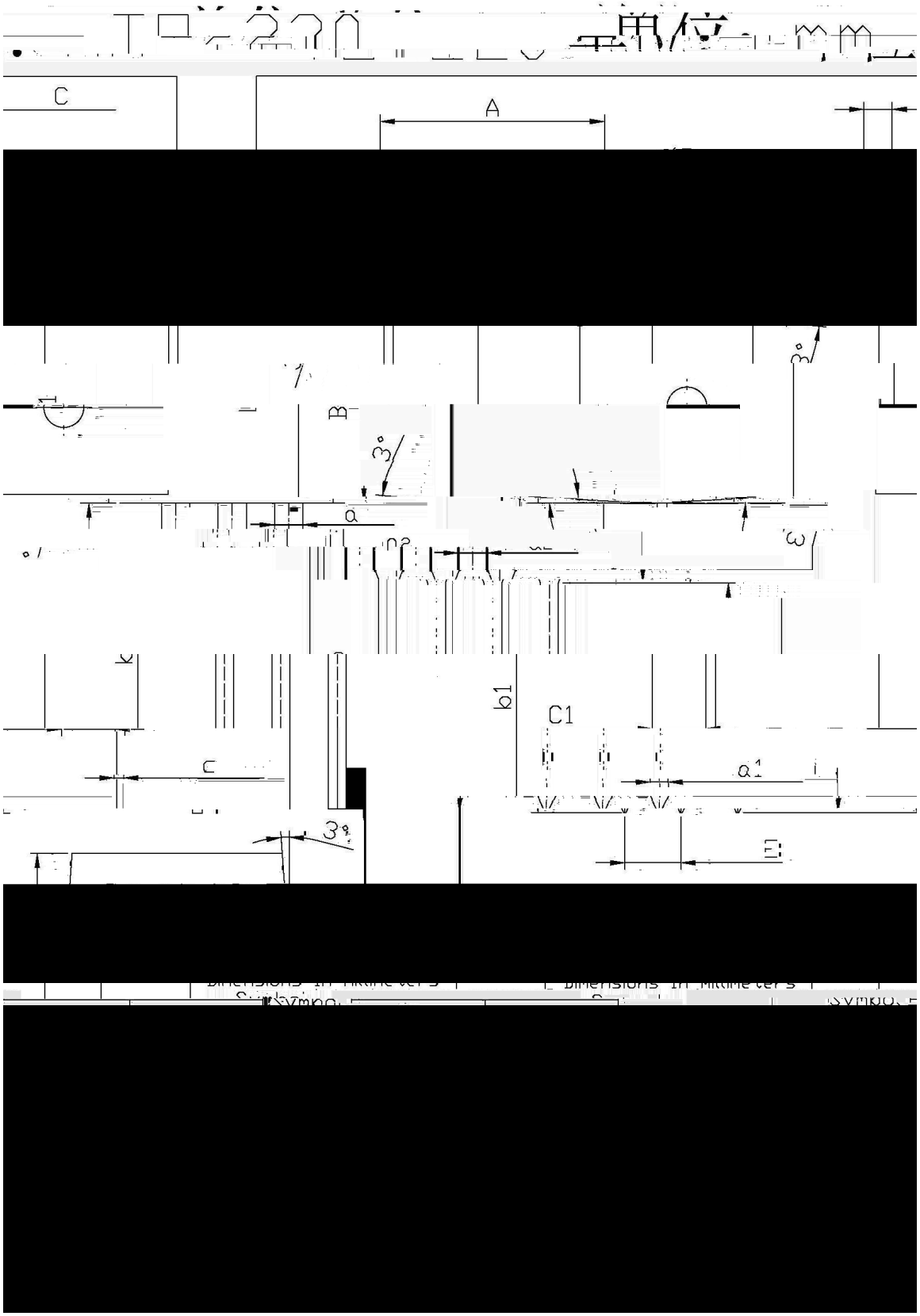


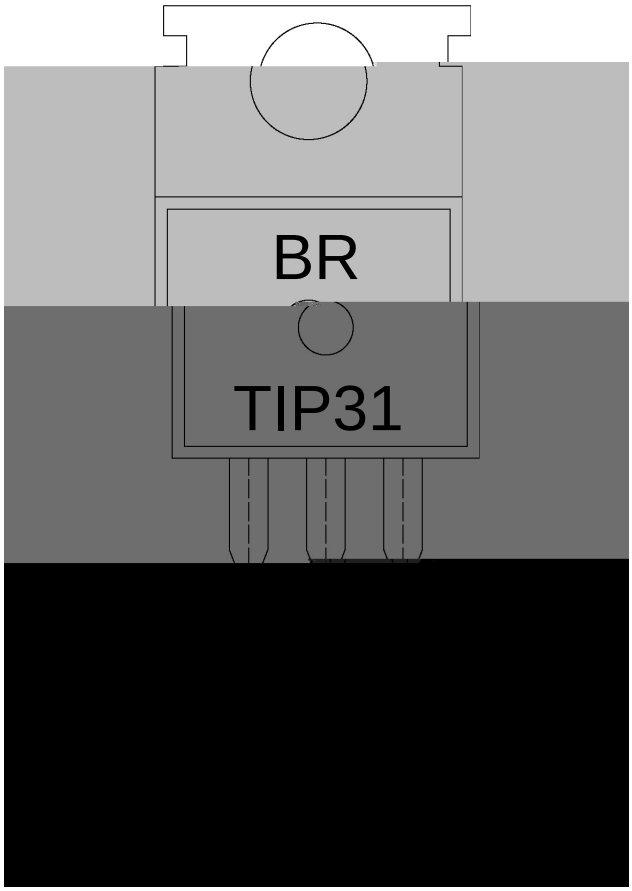
PIN1 χ Base PIN 2 χ Collector PIN 3 χ Emitter

v ˝Ω Parameter	ϒ N Symbol	˝Ω ë Rating				D Ч Unit
		TIP31	TIP31A	TIP31B	TIP31C	
Collector to Base Voltage	V_{CBO}	40	60	80	100	V
Collector to Emitter Voltage	V_{CEO}	40	60	80	100	V
Emitter to Base Voltage	V_{EBO}	5.0				V
Collector Current - Continuous	I_C	3.0				A
Peak Collector Current	I_{CP}	5.0				A
Base Current - Continuous	I_B	1.0				A
Collector Power Dissipation	P_C	2.0				W
Collector Power Dissipation	P_C (Tc=25)	40				W
Junction Temperature	T_j	150				
Storage Temperature Range	T_{sag}	-55 150				

v ˝Ω


h_{FE} – I_C
V_{CE} = 4V
$V_{BE}(sat)$, $V_{CE}(sat)$ – I_C
I_C/I_B = 10
$V_{BE}(sat)$
$V_{CE}(sat)$
I_C – V_{CE}
P_C – T_C
TIP31 V_{CEO} MAX.
TIP31A V_{CEO} MAX.
TIP31C V_{CEO} MAX.


C
A
B
3°
a
b1
C1
a1
E1
c
k



ᴗ ˝ χ	
BR χ	ᵻᵿ ϛ ᴺ Ղ
TIP31 χ	ᵻᵿ ᶠ ᵝ ʒ ᴺ
---- χ	ᵻᵿ ᶦ ᶠ ᵑ̌ ᴺ Ղ ᶦ ᵩ ᶦ ᶠ ᵑ̌ ᴺ Ψ ᖘ

Note:

BR:	Company Code
TIP31:	Product Type.
****:	Lot No. Code, code change with Lot No.