/ Descriptions

´ ˏ ˚ ŧ ˏ ɡ ˜Ω ╙ ‾ ‖ ˥ ı ɾ ᵇ ɔ я χ 53¢533Y ı* ᵇ ɔ ╙ χ 6ı3D ı ʔ ʒ Ṃ ŧ

/ Features

Ḩ ı ǟ ı ω̃ ' ɹ ı ╡ ╨ ɔ ╙ ᶻ ı ﮔ ﮕ ﮖ Ḩ я ɹ ﮒ ﮓ ψ ᴴ ᵓ ‖ ớ ʒ ï ı ﮔ ﮕ ﮖ ´ ˏ ˚ ŧ ṇ ɾ ᵝ

/ Applications

˘ ɾ ں ı

/ Equivalent Circuit

/ Pinning



PIN	DESCRIPTION
1	Cathode
2	Anode

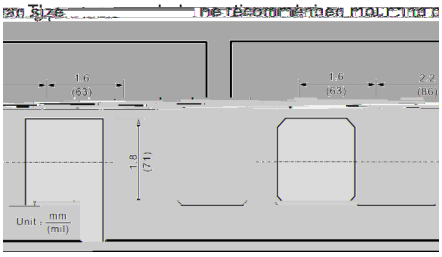

/ Marking

ð M ˥ ب ˝

V ̈Ω	ϟ N	̈ΩΘ									D Ĥ

/ Electrical Characteristic Curve



/ Package Dimensions

D	E	e	g	H_E	b	∠
3.7	2.7	1.6	1.2	4.9	1.05	
.9	0.12	3.3	2.4	1.3	0.8	4.4	0.65	7°
47	7.9	146	106	63	47	193	41	

UNIT		A	C
mm	max	1.2	0.20
	min		0
mil	max		4
	min		

/ Marking Instructions



/ Marking Instructions

ب ˝ χ

VV67 χ ⌘ ʒ ᴺ Ɱ

**** χ ⌘ ɨ ɾ ŋ̈ ᴺ گ . ı ᴹ 4 Ⱡ*⌘ ẉ ώ Ɱ ı ᵃ ˳ 6 Ⱡ*⌘ Ẹ ώ ṇ ŋ̈ ᴺ Ɱ

VV67 χ

**** χ ı * ı *

( ) / Temperature Profile for IR Reflow Soldering(Pb-Free)

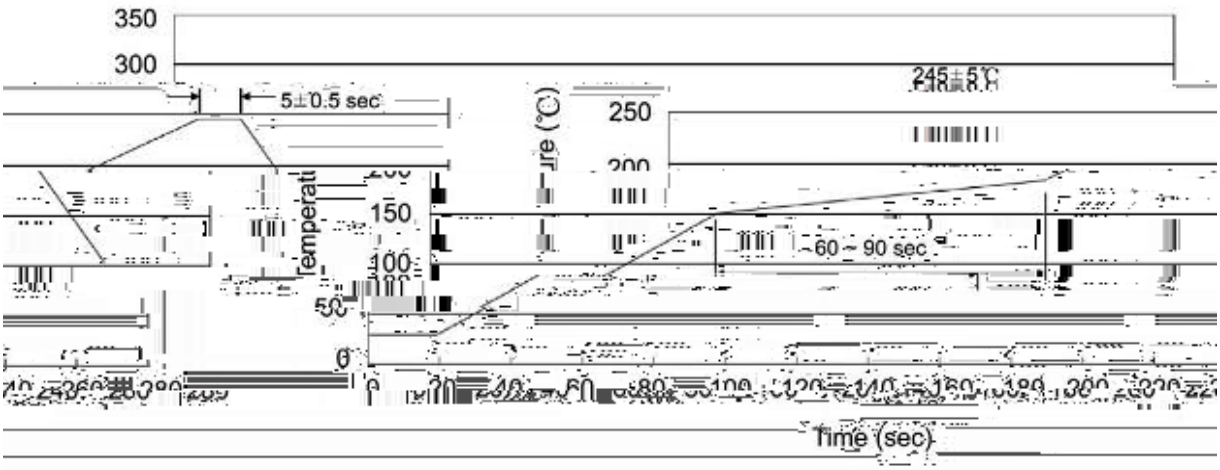

/ Resistance to Soldering Heat Test Conditions

/ Packaging SPEC.