Low Capacitance TVS Array in a SOT23-6 Plastic Package.

Small package saves board space　Protects up to four I/O lines & power line　Low capacitance for high-speed interfaces　Low leakage current and clamping voltage　Low operating voltage.

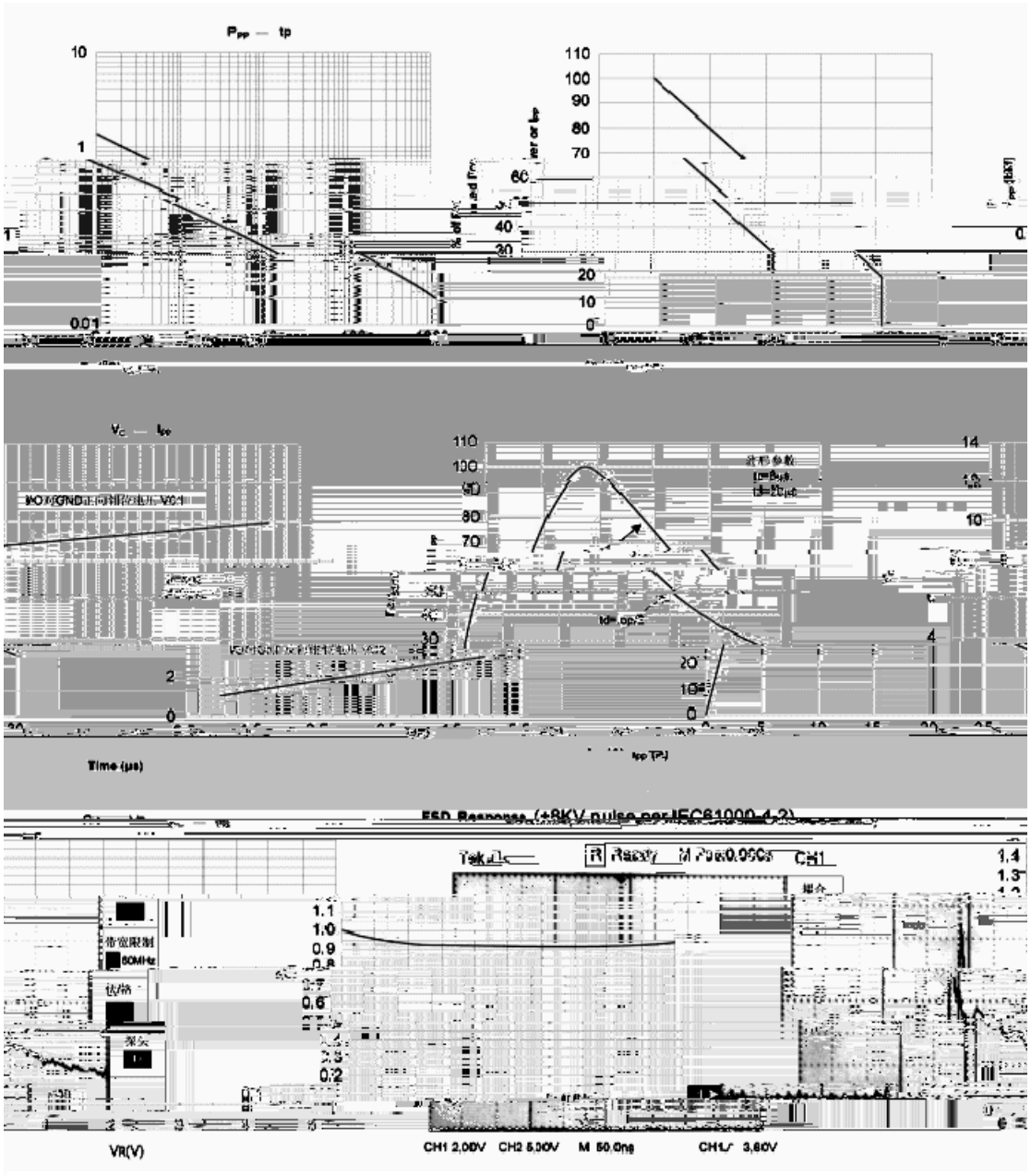
ώ ۀ Ξ ٌ Ạ ر

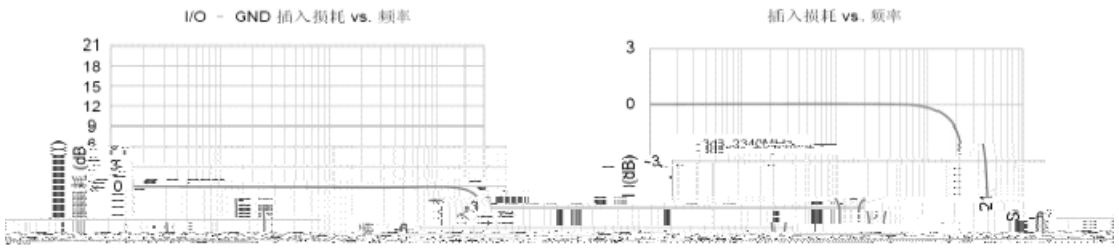
Parameter	Symbol	Rating	Unit
Peak Pulse Power (tp = 8/20μs)	PPP	150	W
Peak Pulse Current (tp = 8/20μs)	IPP	6	A
ESD per IEC 61000-4-2 (Air)	VESD 1 IEC 61000-4-2 (Air)	±15	kV
ESD per IEC 61000-4-2 (Contact)	VESD 2 IEC 61000-4-2 (Contact)	±8	kV
Operating Temperature	TOPR	-55 to 125	
Storage Temperature	TSTG	-55 to 150	

≠ ∧ Ξ ٌ Ạ ر

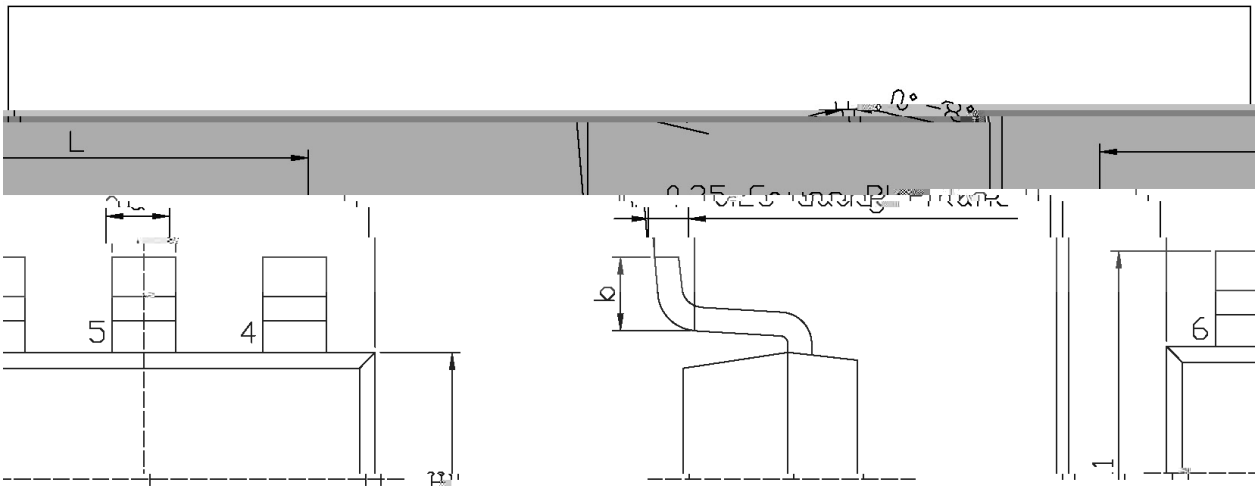
Parameter	Symbol	Test Conditions	Min	Typ	Max	Unit
Reverse Stand-Off Voltage	V_{RWM}	Pin 5 to GND			5	V
Reverse Breakdown Voltage	V_{BR}	Pin 5 to GND It=1mA	6			V
Reverse Leakage Current	I_R	V_{RWM}=5V T=25 Pin 5 to GND			2	μA
Clamping Voltage	V_C	I_{PP}=1A tp=8/20μs Any I/O pin to GND		8.5	12	V
Junction Capacitance	C_{J1}	V_R=0V f=1MHz Any I/O pin to GND			3	pF
Junction Capacitance	C_{J2}	V_R=0V f=1MHz Between I/O pins			1.5	pF


≠ ∃ ÃΈ ∀ ∫


Ppp — tp
Vc — Ipp
Time (μs)
VR(V)
CH1 2.00V CH2 5.00V M 50.0ns CH1 3.60V

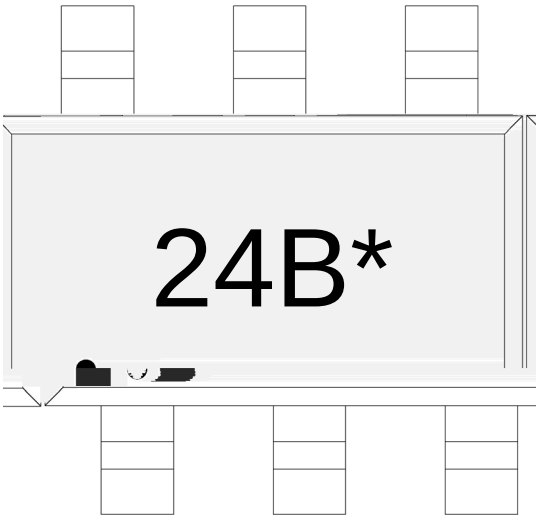

I/O - GND 插入损耗 vs. 频率
插入损耗 vs. 频率

ᵘ ĖÒĻ ʃ





ł. ŀ Ω

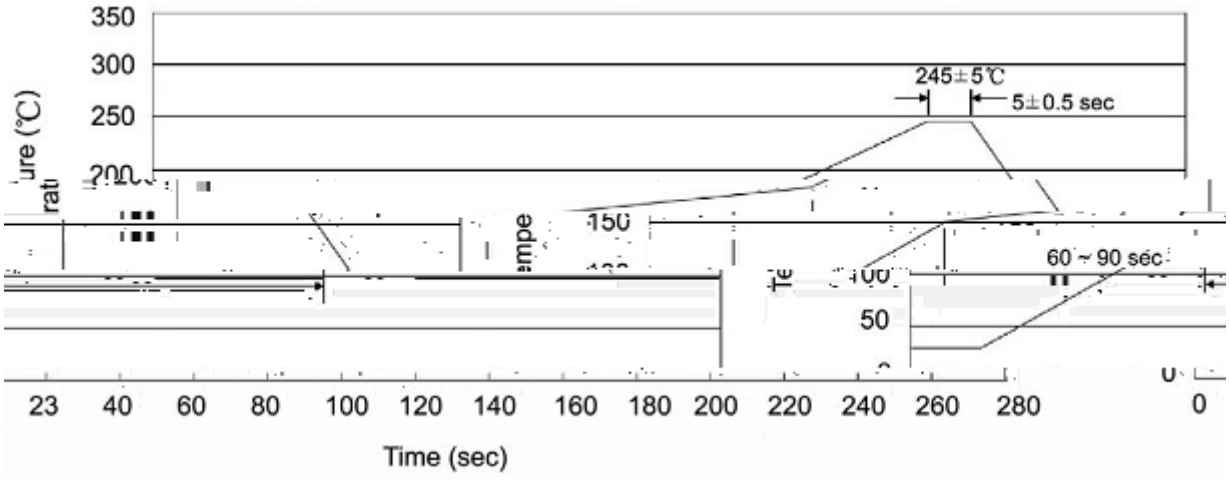


Note:

24B: Product Type Code

: Lot No. Code, code change with Lot No.

ⅷ∫ ╕ẘ´E⅛ ƒ ѽ ѕ Wh p shudwxuh Suriloh iru LU Uhior z Vroghulqj+Se0luhh,



Note:

1 25 150 60 90sec;

1.Preheating:25~150 , Time:60~90sec.

2 245 5 5 0.5sec;

2.Peak Temp.:245 5 , Duration:5 0.5sec.

3 2 10 /sec.

3. Cooling Speed: 2~10 /sec.

ⅎ ü q ̄ ˙Y Ţ

260 5 10 1 sec.

Temp.:260 5 Time:10 1 sec

ɒ Ŀ ≮ —

/ REEL

Package Type	Units					Dimension		(unit mm^3)

ä ѵ ŗ Ѽ