˜Yت / Descriptions

◕ È / Features

≤ Ω Ω

ข ي / Applications

BMS

Л ڤ ̃ ̃ ̇ ≠ ع / Equivalent Circuit

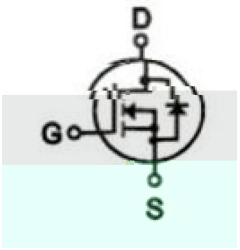

ã ⅄ ʊ˜ / Pinning



Łˌ ʜ ̇ב / Marking

		Ω Ω				
		I_{DS} = 50 A, V_{GS} = 0 V				
		dI_{SD}/dt = 100 A/μs				

Note 1 Pulse test; pulse width ≤ 300 μs, duty cycle ≤ 2%.

Note 2 Guaranteed by design, not subject to production testing.

ƒ Ą´E ¼ ƒ / Electrical Characteristic Curve

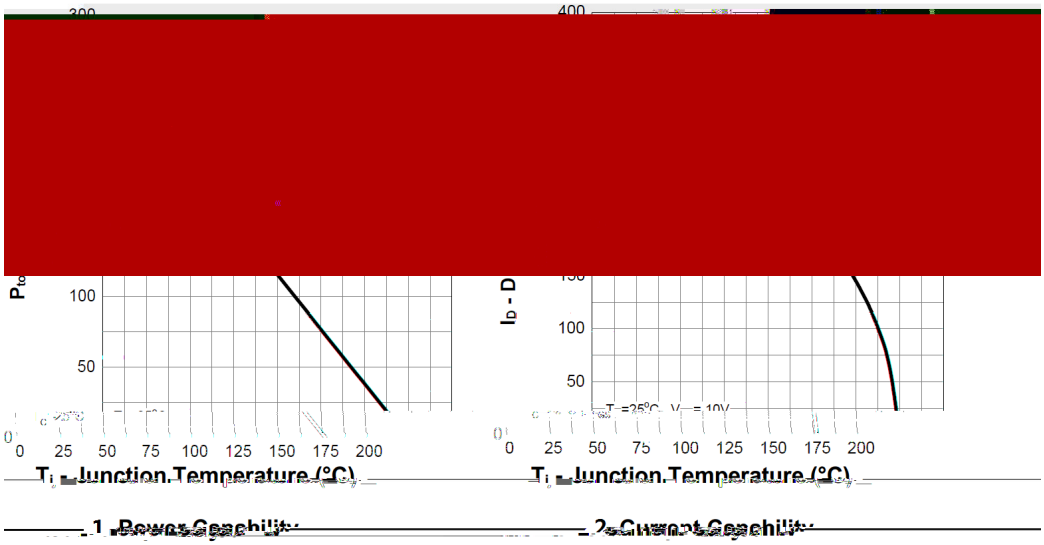

1. Power Capability
2. Current Capability



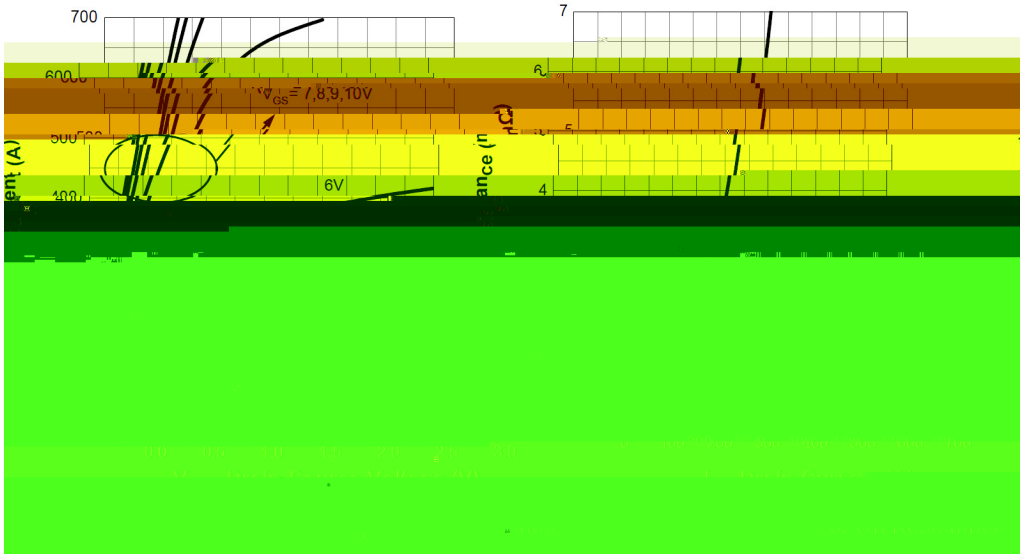

ƒ ƎĄ´E Ɯ ƒ / Electrical Characteristic Curve

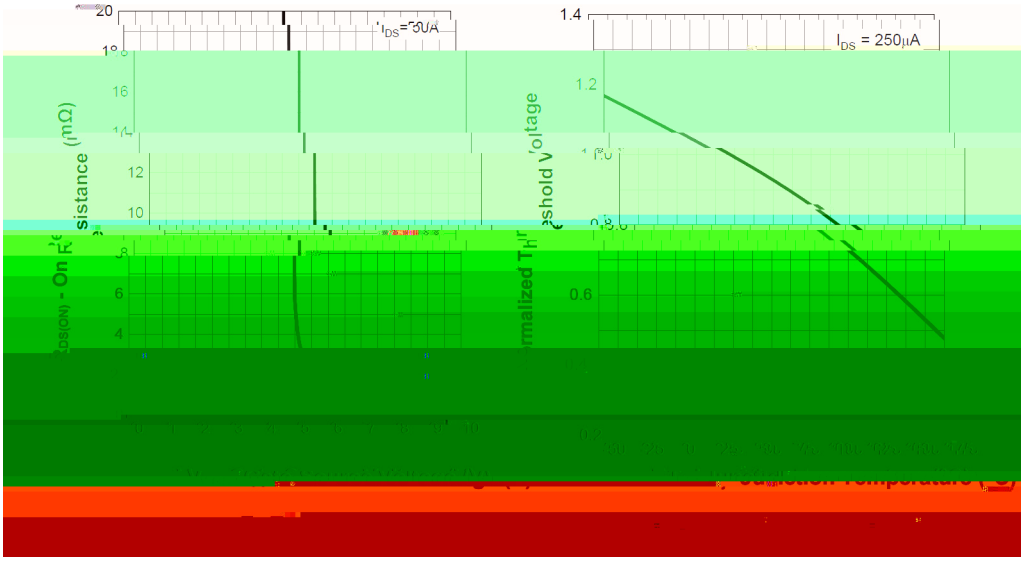

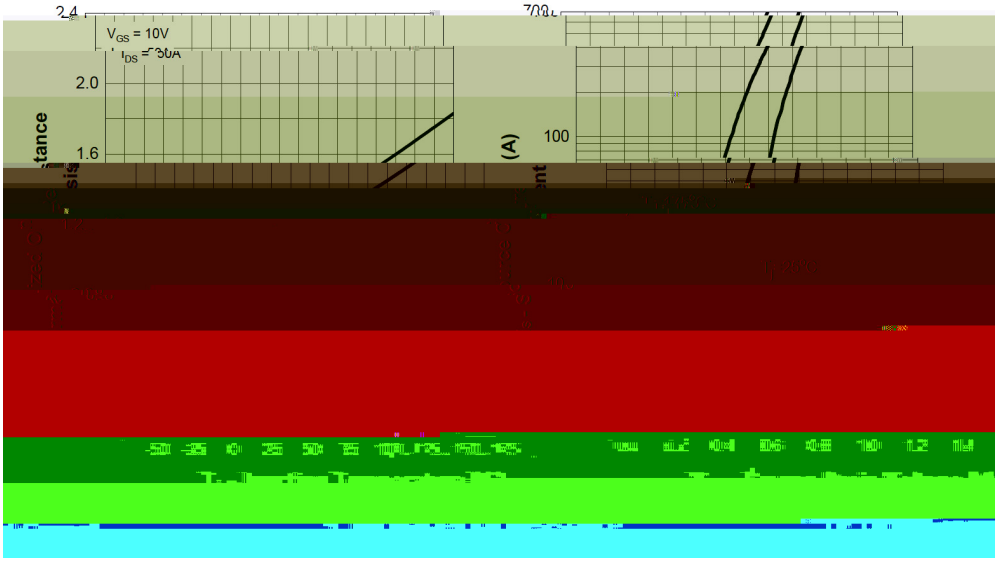

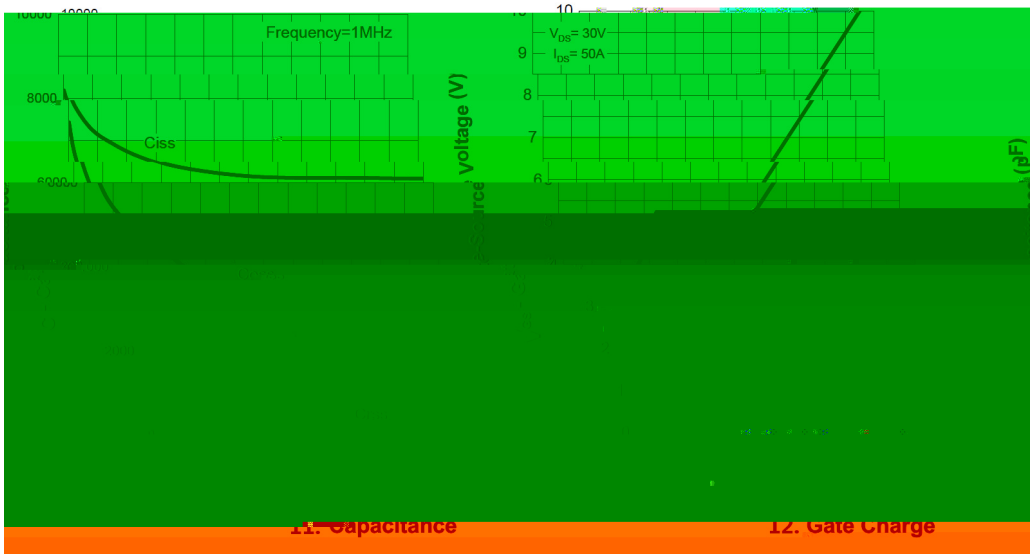

ł. Ļ'Ω / Marking Instructions

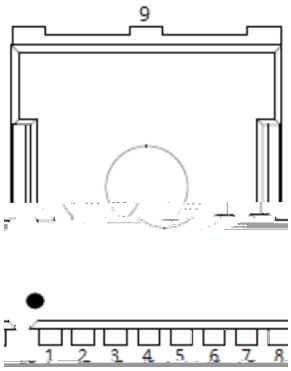

BR

****

ŧħ ʃ ╗ ẘ´E ⅵ ʄ (ᾠ̈ ᴗ̈) / Whp shudwxuh Suriloh iru LU Uhior z Vroghulqj+Se0luhh,

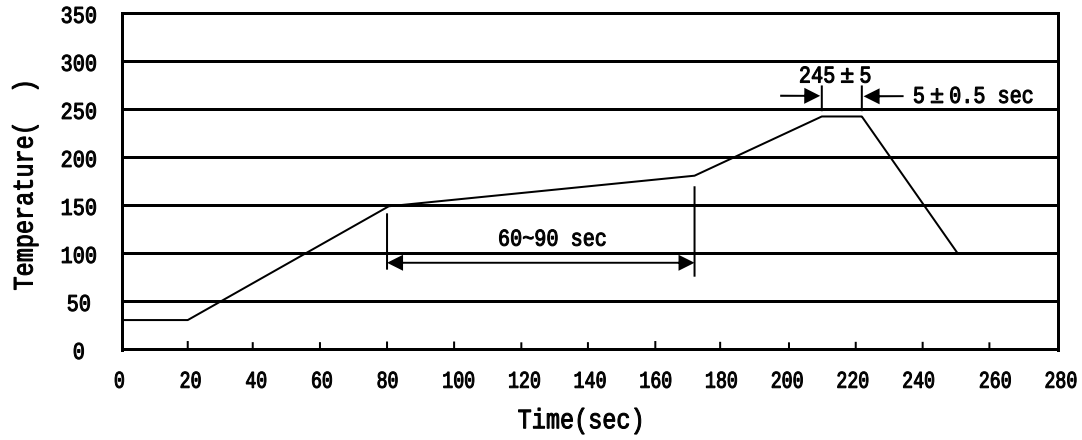

± ± ± ±

⅃ ϋ ɑ ˝ `Y Ţ / Resistance to Soldering Heat Test Conditions

± ±

ɒ ⊏ ⊂— / Packaging SPEC.

	Units/Reel /	Reels/Inner Box /	Units/Inner Box /	Inner Boxes/Outer Box /	Units/Outer Box /	Reel	Inner Box	Outer Box

ä ɤ ʅ ̈Ω / Notices