WR0<5 Ṃ Ṃ Ŀ QSQ Æ Ṁ ɥ s ǁ ˥ Silicon NPN transistor in a TO-92 Plastic Package.

ɯ ` ɤ/kIH ɨ ớ Ḅ

High gain, good linearity of $h_{FE}$.

ɤ̂ ̂ ̂ ɔ ð ˥ ɡ ɛ ɷ̈ ᶻ

TV final picture IF amplifier applications.

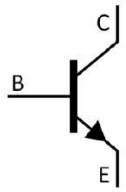

PIN1 χ Collector PIN 2 χ Emitter PIN 3 χ Base

ð ʍ ˥ ب ˝ See Marking Instructions.

| v ̈Ω̣<br>Parameter | ɬ N<br>Symbol | ̈Ω̣Ö<br>Rating | D Ɉ<br>Unit |
|---|---|---|---|
| Collector to Base Voltage | $V_{CBO}$ | 30 | V |
| Collector to Emitter Voltage | $V_{CEO}$ | 25 | V |
| Emitter to Base Voltage | $V_{EBO}$ | 4.0 | V |
| Collector Current - Continuous | $I_C$ | 50 | mA |
| Emitter Current - Continuous | $I_E$ | -50 | mA |
| Collector Power Dissipation | $P_C$ | 300 | mW |
| Junction Temperature | $T_j$ | 150 | |
| Storage Temperature Range | $T_{stg}$ | -55 150 | |

| v ̈Ω̣<br>Parameter | ɬ N<br>Symbol | ⊥ ; ˆ ʈ<br>Test Conditions | ω̣ ṇ Ö<br>Min | Ɛ ʒ Ö<br>Typ | ω̣ ʑ Ö<br>Max | D Ɉ<br>Unit |
|---|---|---|---|---|---|---|
| Collector to Emitter Breakdown Voltage | $V_{CEO}$ | $I_C$=10mA $I_B$=0 | 25 | | | V |

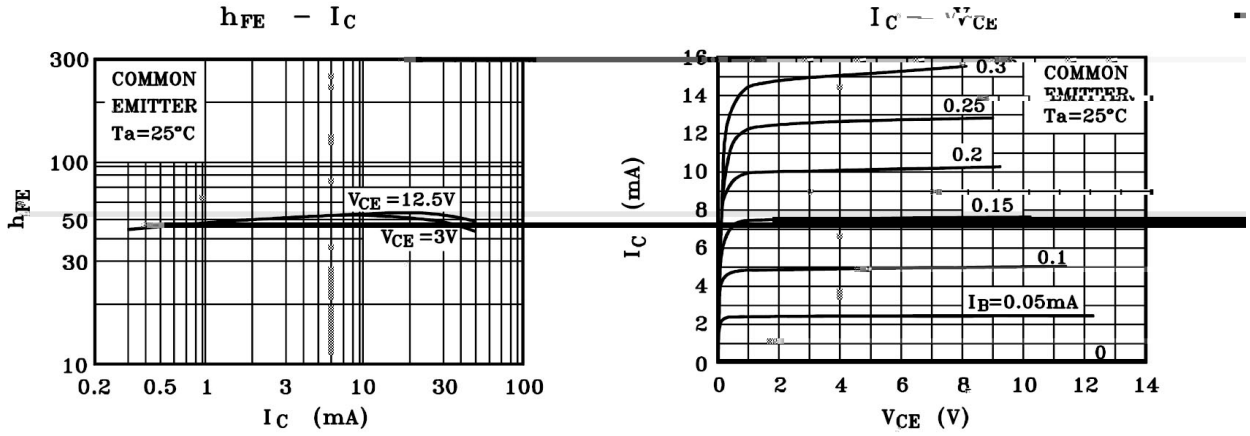
$h_{FE}$ – $I_C$
COMMON EMITTER
Ta=25°C
$V_{CE}$ =12.5V
$V_{CE}$ =3V
$h_{FE}$
$I_C$ (mA)
$I_C$ – $V_{CE}$
COMMON EMITTER
Ta=25°C
0.3
0.25
0.2
0.15
0.1
$I_B$=0.05mA
0
$I_C$ (mA)
$V_{CE}$ (V)

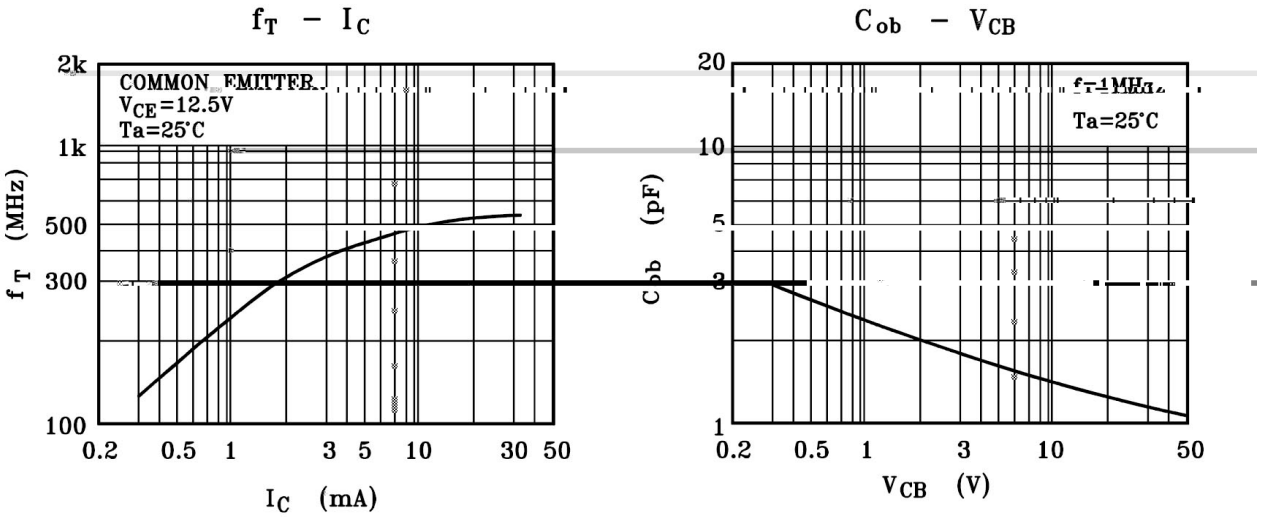
$f_T$ – $I_C$
COMMON EMITTER
$V_{CE}$=12.5V
Ta=25°C
$f_T$ (MHz)
$I_C$ (mA)
$C_{ob}$ – $V_{CB}$
Ta=25°C
$C_{ob}$ (pF)
$V_{CB}$ (V)

TO-92 Unit: mm

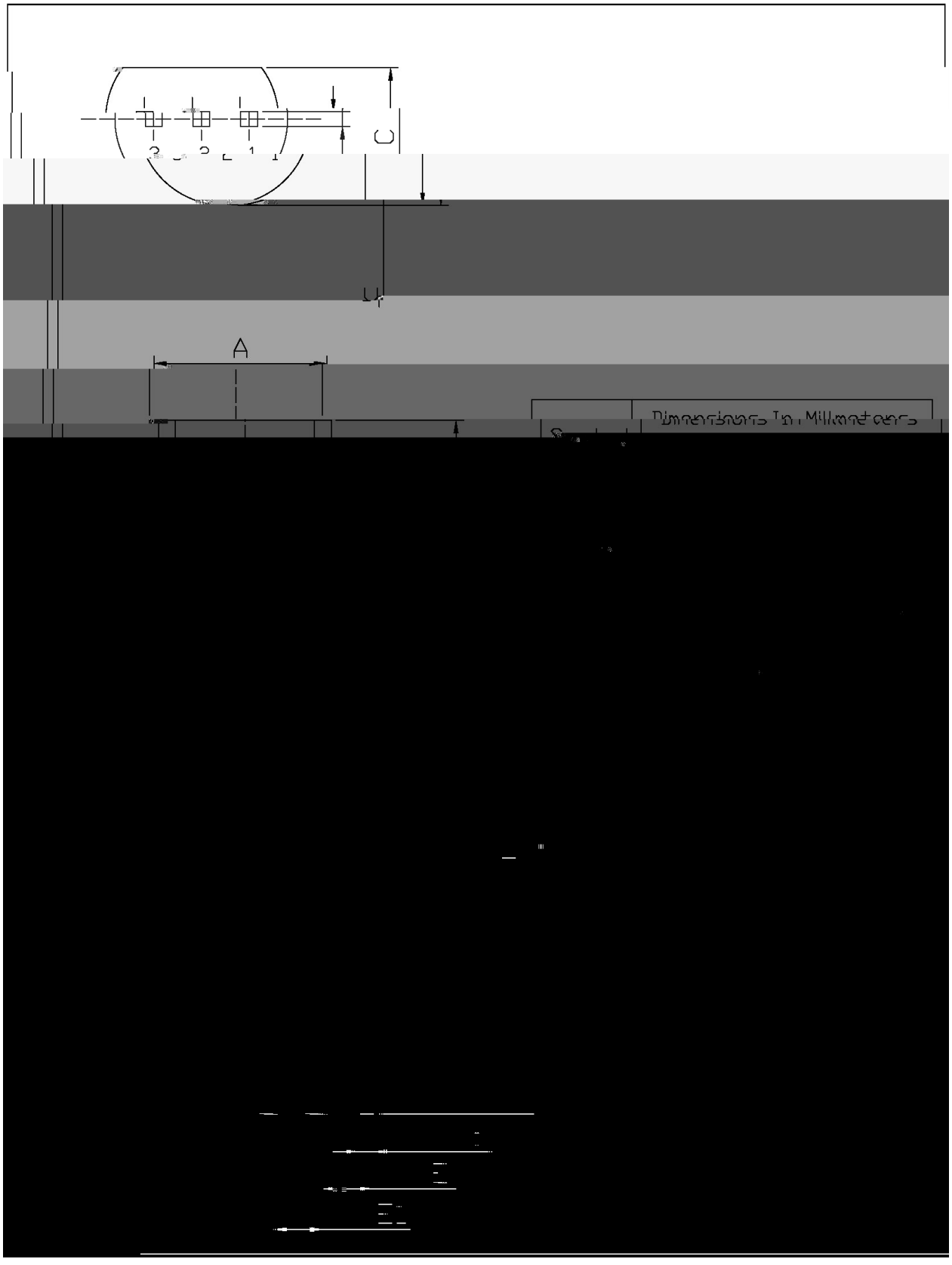

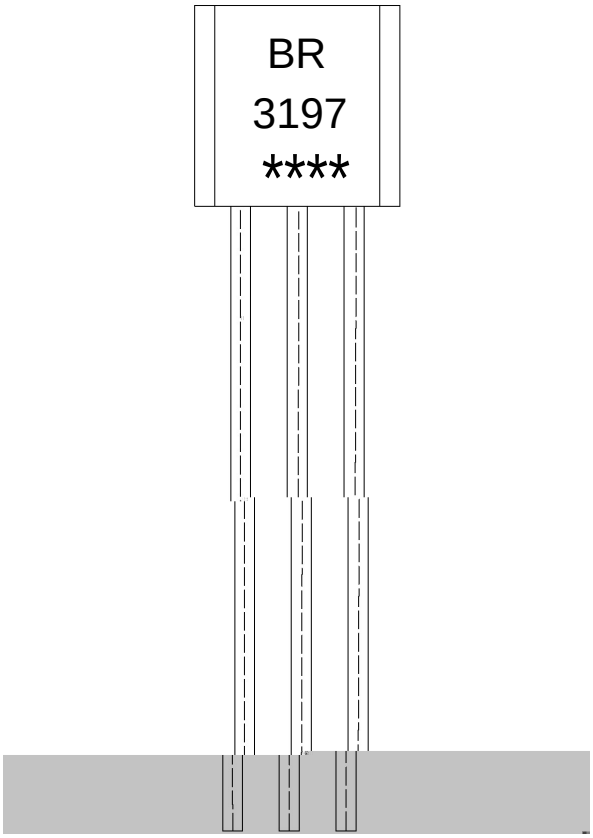


ب ˝ χ

EU= ѭ ʒ ᴵ ᴵ

64<: χ ѭ ʒ ᴺ ᴵ

---- χ ѭ ⊣ ⊢ ŋ̋ ᴺ ᴵ ɐ ⊣ ⊢ ŋ̋ ᴺ ψ ק

Note:

BR: Company Code.

3197: Product Type.

****: Lot No. Code,code change with Lot No.



ب ˝ χ

1 ƚ ♬ □ ỷ 25 Ḱ 150 ɬ ı ˋH ڑ 60 Ḱ 90sec;

2 Š Ö □ ỷ 255 ° 5 ɬ ı ˋH ڑ ˋY ⺈ ⺮ 5 ° 0.5sec;

3 ì ˙ ⺈ ˛ ɔ ھ ỷ ⺮ 2 Ḱ 10 ɬ /sec.

Note:

1.Preheating:25~150 ɬ , Time:60~90sec.

2.Peak Temp.:255 ° 5 ɬ , Duration:5 ° 0.5sec.

3. Cooling Speed: 2~10 ɬ /sec.

□ ỷ χ 270 ° 5 ɬ ˋH ڑ χ 10 ° 1 sec. Temp:270±5 Time:10±1 sec

ˋΩ ţ γ ŁŁ / BULK