/ Descriptions

TO-126F NPN Silicon NPN transistor in a TO-126F Plastic Package.

/ Features

BD136

Complement to BD136.

/ Applications

Medium power linear and switching applications.

/ Equivalent Circuit

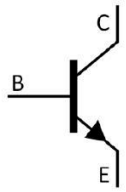

/ Pinning



PIN1 Emitter PIN 2 Collector PIN 3 Base

/ h_{FE} Classifications & Marking

h_{FE} Classifications Symbol	6	10	16
h_{FE} Range	40 100	63 160	100 250

Parameter	Symbol	Rating	Unit
Collector to Base Voltage	V_{CBO}	45	V

/ Electrical Characteristic Curve

/ Package Dimensions

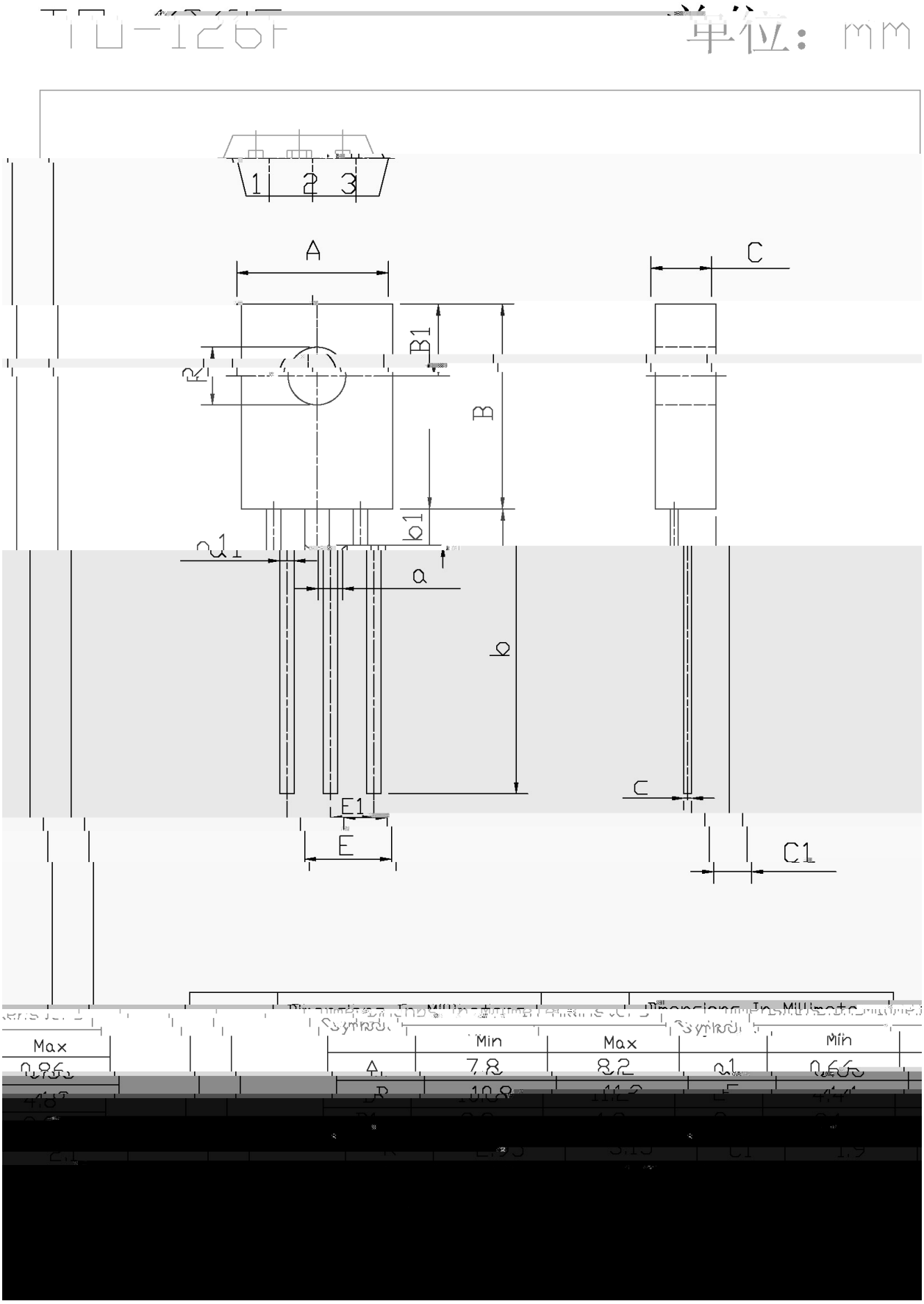

( ) / Temperature Profile for Dip Soldering(Pb-Free)

			Note:
1	25 150	60 90sec;	1.Preheating:25~150 , Time:60~90sec.
2	255±5	5±0.5sec;	2.Peak Temp.:255±5 , Duration:5±0.5sec.
3		2 10 /sec.	3. Cooling Speed: 2~10 /sec.

/ Resistance to Soldering Heat Test Conditions

270±5	10±1 sec.	Temp.:270±5	Time:10±1 sec

/ Packaging SPEC.

/ BULK

Package Type	Units					Dimension		(unit mm³)
	Units/Tube /	Tubes/Inner Box /	Units/Inner Box /	Inner Boxes/Outer Box /	Units/Outer Box /	Tube	Inner Box	Outer Box
TO-126/F	500	6	3,000	5	15,000	135×190	237×172×102	560×245×195

/ TUBE

Package Type	Units					Dimension		(unit mm³)
	Units/Tube /	Tubes/Inner Box /	Units/Inner Box /	Inner Boxes/Outer Box /	Units/Outer Box /	Tube	Inner Box	Outer Box