BCX56

Collector to Emitter Voltage	V_{CEO}	80	V
Emitter to Base Voltage	V_{EBO}	5	V
Collector Current-Continuous	I_C	1	A
Peak Collector Current	I_{CM}	1.5	A
Peak Base Current	I_{BM}	0.2	A
Collector Power Dissipation	$P_C(T_C=25$)	1.3	W
Storage Temperature Range	T_{stg}	-55 150	

Parameter	Symbol	Test Conditions	Min	Typ	Max	Unit
Collector to Base Breakdown Voltage	V_{CBO}	I_C=100PA I_E=0	100			V
Collector to Emitter Breakdown Voltage	V_{CEO}	I_C=500PA I_B=0	80			V
Emitter to Base Breakdown Voltage	V					

ƒ Ã ´E ¼ ƒ / Electrical Characteristic Curve

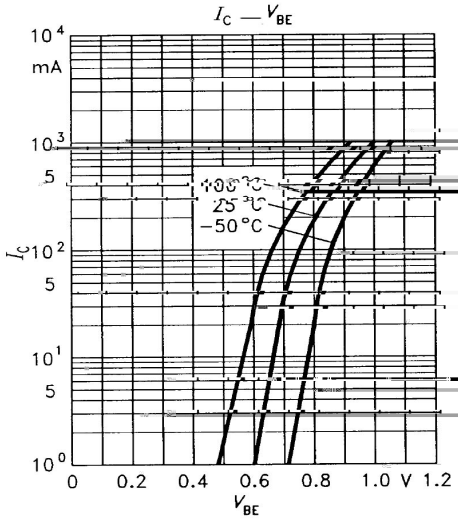

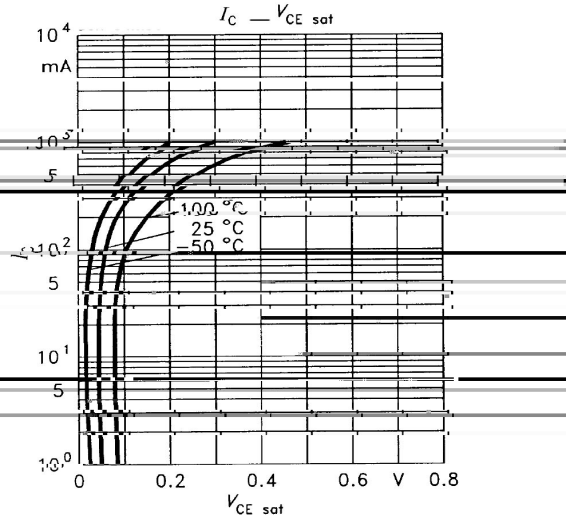

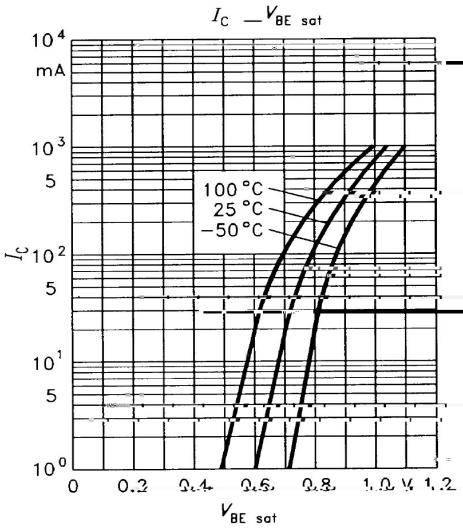

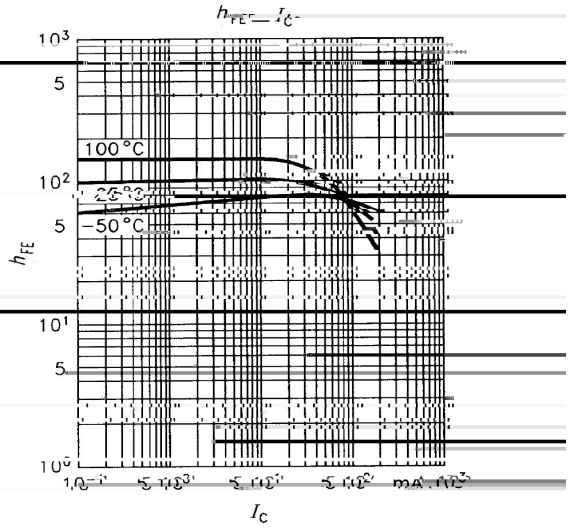

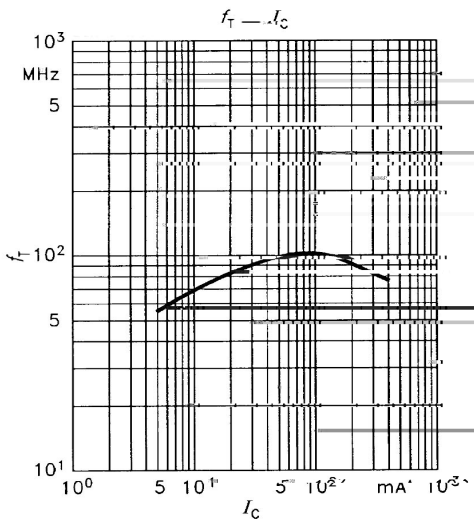

ᵘ ĖÒĻ ƒ / Package Dimensions

SOT-89

单位：mm

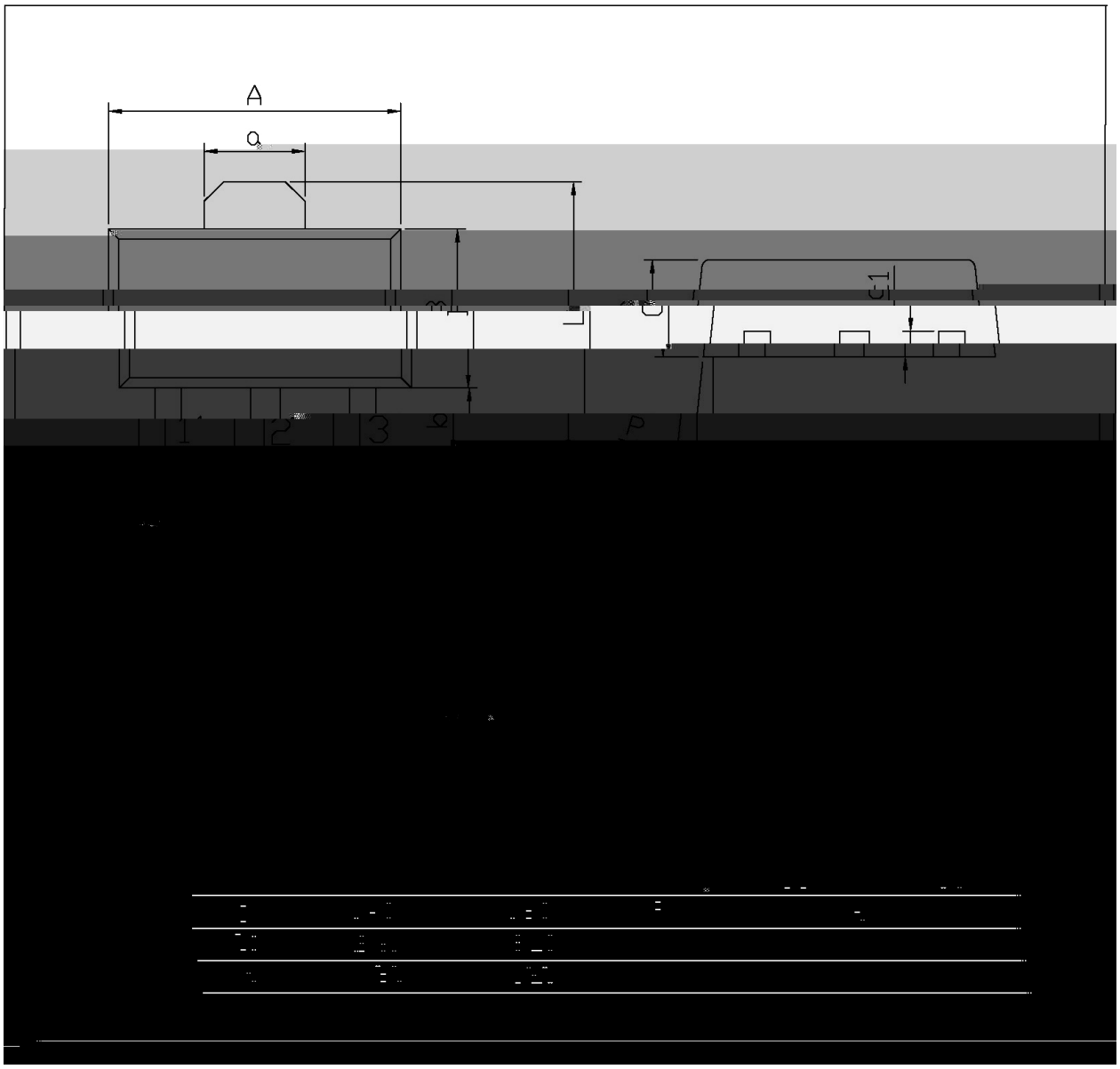

Ł. Ľ˝Ω / Marking Instructions

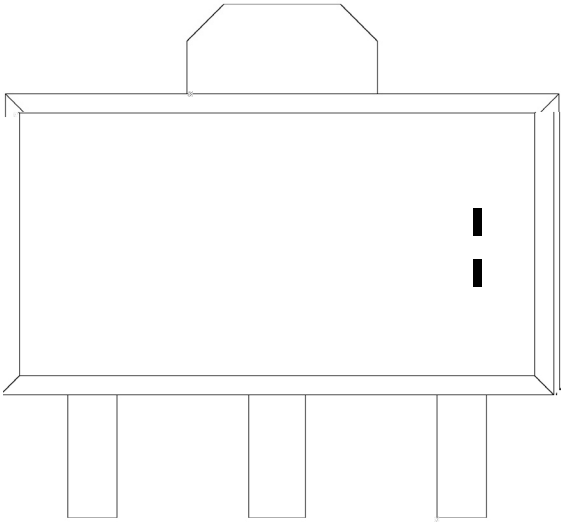

ب ˝ χ

H χ ѭ ʒ ᴎ Ɱ

BK χ ѭ ʒ ᴺ Ɱ

-- χ ѭ ɨ ɾ ŋ̋ ᴺ Ɱ ɪ ɐ ɨ ɾ ŋ̋ ᴺ ψ ק

Note:

H: Company Code.

BK: Product Type.

**: Lot No. Code, code change with Lot No.

ŧħ ʃ ╗ ẘ ´E ⅵ ʄ (ᾠ̈ ᴗ̈) / Whp shudwxuh Suriloh iru LU Uhior z Vroghulqj+Se0luhh,



ب ˝ χ

1 ⅰ ♬ □ ỷ 25 Ḱ 150 ɬ ı `H ʒ 60 Ḱ 90sec;

2 Š Ö □ ỷ 245 ° 5 ɬ ı `H ʒ ˙Y ⅄ ⅉ 5 ° 0.5sec;

3 ì ˙ ⅄ ˛ ɔ ⅆ ỷ ⅉ 2 Ḱ 10 ɬ /sec.

Note:

1.Preheating:25~150 ɬ , Time:60~90sec.

2.Peak Temp.:245 ° 5 ɬ , Duration:5 ° 0.5sec.

3. Cooling Speed: 2~10 ɬ /sec.

⅃ ϋ ɥ ˝ `Y Ţ / Resistance to Soldering Heat Test Conditions

□ ỷ χ 260 ° 5 ɬ `H ʒ χ 10 ° 1 sec. Temp.:260±5 Time:10±1 sec

ɒ ⊢ ⊰ — / Packaging SPEC.

ɔ` γ ⊢ / REEL

Package Type	Units					Dimension		(unit mm^3)
						ρ		

ä ⅋ ⅃ ̈Ω / Notices