TO-252 ṂṂ Ŀ ɔ я ɔ̃ Ǫ ʜ Voltage Regulator in a TO-252 Plastic Package.

v ̈Ω Parameter	ϒ N Symbol	̈Ω Ö Rating	D Ч Unit
Input voltage	V_I	35	V
Thernal Resistance Junction-ambient	$R_{\theta JA}$	100	/W
Thernal Resistance Junction-case	$R_{\theta JC}$	8.0	/W
Operating Junction Temperature Range	T_{OPR}	0 125	
Storage temperature range	T_{stg}	-65 150	

v ̈Ω Parameter	ϒ N Symbol	⊥ ː ϯ ϒ Test Conditions	ω ŋ Ö Min	Ɛ ʒ Ö Typ	ω ᶻ Ö Max	D Ч Unit
Output voltage	V_O	T_j=25	7.8	8	8.2	V
		V_i=10.5V-25V Io=5mA-350mA	7.7	8	8.3	V
Load Regulation	Vo	T_j=25 Io=5mA-500mA			100	mV
		T_j=25 Io=5mA-200mA			50	mV
Line regulation	Vo	T_j=25 V_i=10.5V-25V			100	mV
		T_j=25 V_i=11V-25V			50	mV
Output Noise Voltage	eN	T_j=25 B=10Hz-100KHz		52		μV
Supply Voltage Rejection	SVR	f=120Hz V_i=11.5V-21.5V	56			dB
Short Circuit Current	Isc	V_i=35V T_j=25		250		mA
Quiescent Current	Id	T_j=25			6	mA
Quiescent Current Change	Id	V_i=8V-25V			0.8	mA
		Io=5mA-350mA			0.5	mA
Output Voltage Drift	Vo/ T	Io=5mA		0.5		mV/

/ Electrical Characteristic Curve

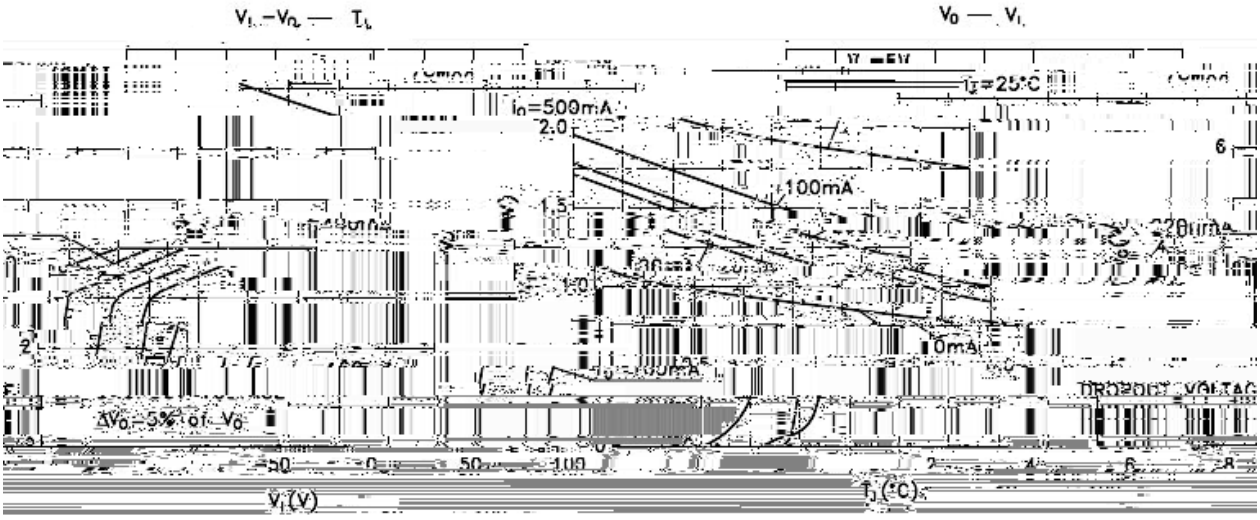

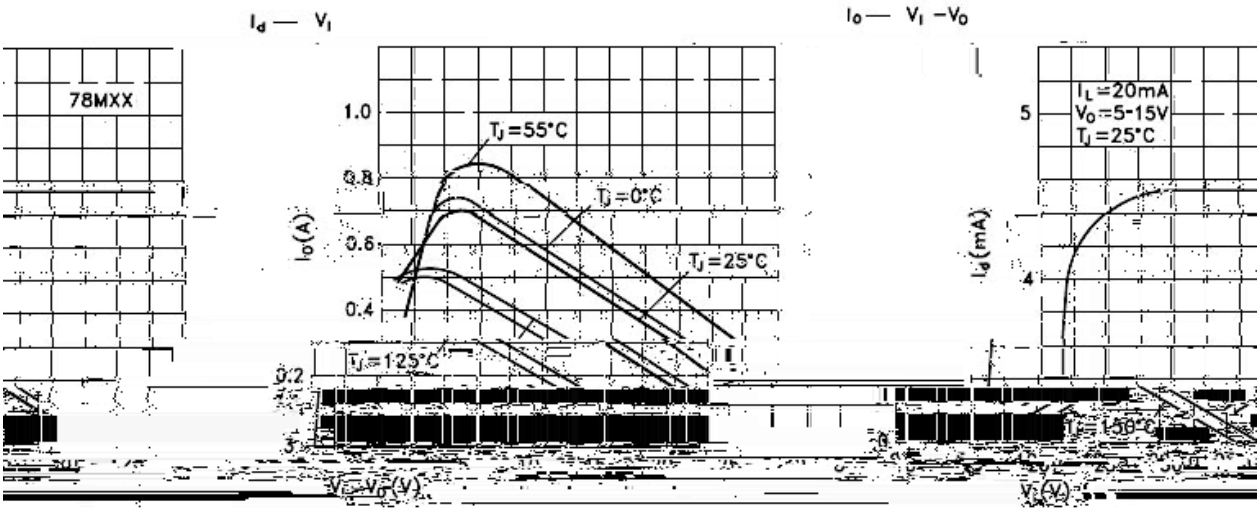

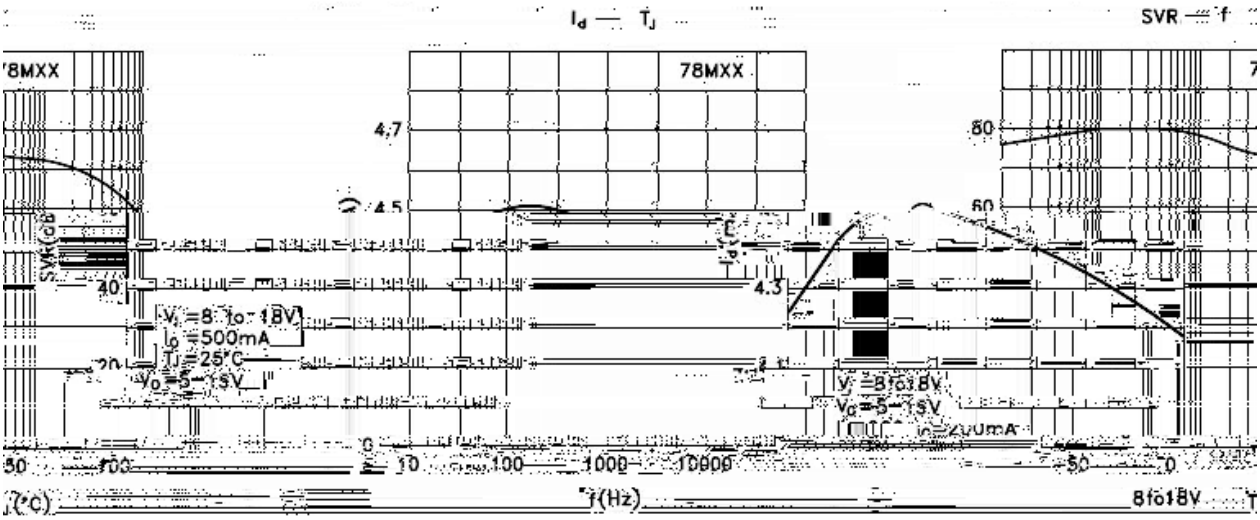

/ Package Dimensions

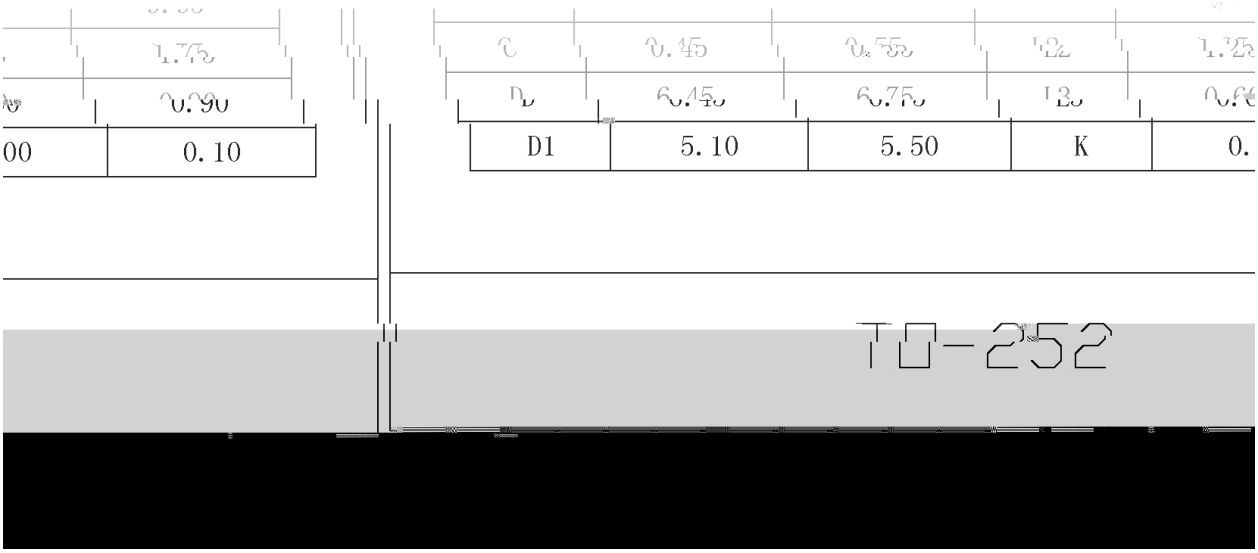

( ) / Temperature Profile for IR Reflow Soldering(Pb-Free)

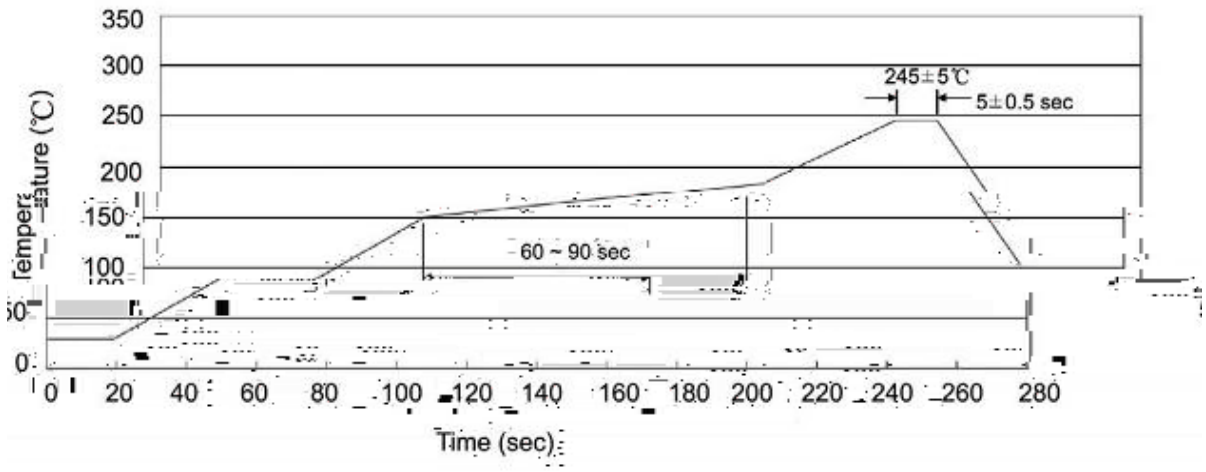

ب ˝ χ

1 ǂ ♬ □ ỷ 150 Ḱ 180 ɬ ı `H ڑ 60 Ḱ 90sec;

2 Š Ö □ ỷ 245 ° 5 ɬ ı `H ڑ ˋY ⺈ ⺮ 5 ° 0.5sec;

3 ì ˙ ˥ ˛ ɔ ھ ỷ ⺮ 2 Ḱ 10 ɬ /sec.

Note:

1.Preheating:150~180 ɬ , Time:60~90sec.

2.Peak Temp.:245 ° 5 ɬ , Duration:5 ° 0.5sec.

3. Cooling Speed: 2~10 ɬ /sec.

/ Resistance to Soldering Heat Test Conditions

□ ỷ χ 260 ° 5 ɬ `H ڑ χ 10 ° 1 sec. Temp:260±5 Time:10±1 sec

/ Packaging SPEC.

ɔ ` γ ᴇ / REEL

Package Type	Units					Dimension (unit mm³)		
	Units/Reel /	Reels/Inner Box /	Units/Inner Box /	Inner Boxes/Outer Box /	Units/Outer Box /	Reel	Inner Box	Outer Box
TO-252	2,500	2	5,000	6	30,000	13 ×16	360×360×50	380×335×366

˘ ˥ γ ᴇ / TUBE

Package Type	Units					Dimension (unit mm3)		
	Units/Tube /	Tubes/Inner Box /	Units/Inner Box /	Inner Boxes/Outer Box /	Units/Outer Box /	Tube	Inner Box	Outer Box